

EduCreateBag

Toolbox Description & Objectives

EduCreateBag toolbox is an online collection of educational tools aimed at empowering young people and youth workers with educational material, peer-to-peer experiences, and active citizenship encouragement.

This is a part of the project **YOUCREATE, which** focused on fostering circularity through creativity and sustainability leadership

The resource types being used for this collection include; audio/visual materials, session outlines, presentations, and case studies, exercises, posters.



Project Accessibility

VISIT

Go to the **YOUCREATE** website at <https://youcreateproject.eu/>.



CLICK

Click on the "EduCreateBag" tab on the top menu. Click on the "EduCreateBag" tab on the top menu.



REDIRECT

You will be redirected to the **EduCreateBag** page, where you can find the available resources.




BROWSE

Browse through the different resource types such as audio/visual materials, training manuals, presentations, case studies, exercises, and posters.



FILTER & SORT

Use the filters, to get the types of materials that you need.



RESOURCE

Click on the resource you want to access, and it will open in a new tab or window.



DOWNLOAD


You can download the resource by clicking on the download button, or you can read it online.



Project Accessibility

The tool has two different interfaces that cater to different device types. Both interfaces provide the same functionality and features, but are designed to offer the best user experience based on the device being used. You can see both options below:

Interface 1



EDUcreateBAG

EDUcreateBAG toolbox
peer-to-peer experience

This is a part of the project

The resource types used for

Components of the EDUcreate

Documents: The documents included in EduCreateBag are educational materials that cover a wide range of environmental topics, such as climate change, pollution, conservation, and sustainability. These documents can be used as references for teachers, students, and anyone else interested in learning more about environmental issues and their impacts.

Tools: The tools provided in EduCreateBag are designed to help people understand and address environmental challenges. For example, there are online calculators that help individuals estimate their carbon footprint or track their energy usage. These tools can be valuable in helping people make informed decisions about how to reduce their environmental impact.

Topic

☐ Circular economy

☐ Consumption

☐ Energy

☐ Footprint

☐ Greenhouse gases

☐ Plastic waste

☐ Recycling

☐ Climate Change

☐ Ecology

☐ Environment

☐ Global warming

☐ Oceanography

☐ Pollution

☐ Eco Activist

Language


☐ English

☐ French

☐ All official EU languages

Type

Interface 2



Home About the project Manual for trainers Digital training **EDUcreateBAG**

EDUcreateBAG

EDUcreateBAG toolbox is an online collection of educational tools aimed at empowering young people and youth workers with educational material, peer-to-peer experiences, and active citizenship encouragement.

This is a part of the project YOUCREATE, which focuses on fostering circularity through creativity and sustainability leadership.

The resource types used for this collection include audio/visual materials, session outlines, presentations, case studies, exercises, and posters.

Components of the EDUcreateBAG, that you can discover through taking a journey:

Documents: The documents included in EduCreateBag are educational materials that cover a wide range of environmental topics, such as climate change, pollution, conservation, and sustainability. These documents can be used as references for teachers, students, and anyone else interested in learning more about environmental issues and their impacts.

Tools: The tools provided in EduCreateBag are designed to help people understand and address environmental challenges. For example, there are online calculators that help individuals estimate their carbon footprint or track their energy usage. These tools can be valuable in helping people make informed decisions about how to reduce their environmental impact.

Best practices: Finally, EduCreateBag includes best practices that individuals, organizations, and communities can use to improve their environmental impact. These best practices include tips on reducing energy usage, conserving water, or recycling. By following these best practices, people can make a positive difference in their local environment and contribute to a more sustainable future.

Educational sessions: EduCreateBag offers educational sessions that are designed to provide more in-depth learning opportunities. These sessions cover topics such as renewable energy, waste reduction, or ecosystem conservation. They may be delivered online or in person, depending on the needs of the learners.

Topic

☐ Circular economy

☐ Consumption

☐ Energy

☐ Footprint

☐ Greenhouse gases

☐ Plastic waste

☐ Recycling

☐ Climate Change

☐ Ecology

☐ Environment

☐ Global warming

☐ Oceanography

☐ Pollution

☐ Eco Activist

Language

☐ English

☐ French

☐ All official EU languages

Type

☐ Software

☐ Website

☐ Article

☐ Document


☐ Video

☐ Audio


☐ Best practice

☐ Session


☐ Tools/materials






Circular Designs Evaluation Pack



Circular Journeys Exploration Pack (Article)



Circular Designs ideation Pack (Article, Tool, material)



Project Benefits

1

Access to a wide range of resources

The EduCreateBag provides a diverse range of resources, including audio-visual materials, training manuals, presentations, case studies, exercises, and posters. These resources are designed to help youth workers develop their skills and knowledge in active citizenship and education.

2

Enhance your teaching methods

The EduCreateBag offers resources that are specifically designed for youth workers, providing them with the tools they need to teach effectively. These resources can help them develop new teaching methods, adapt to different learning styles, and engage their students in the learning process.

Professional development

The **EduCreateBag** will help youth workers develop their skills and knowledge in active citizenship and education. By using these resources, youth workers can enhance their professional development and become more effective in their roles.

3

Accessible and user-friendly

The **EduCreateBag** is easy to navigate and provides accessible, user-friendly resources. Youth workers can access these resources from anywhere, at any time, making it convenient for them to continue their professional development.

4

Project Components

Documents: The documents included in **EduCreateBag** are educational materials that cover a wide range of environmental topics, such as climate change, pollution, conservation, and sustainability. These documents can be used as references for teachers, students, and anyone else interested in learning more about environmental issues and their impacts.

Tools: The tools provided in **EduCreateBag** are designed to help people understand and address environmental challenges. For example, there are online calculators that help individuals estimate their carbon footprint or track their energy usage. These tools can be valuable in helping people make informed decisions about how to reduce their environmental impact.

Best practices: Finally, EduCreateBag includes best practices that individuals, organizations, and communities can use to improve their environmental impact. These best practices include tips on reducing energy usage, conserving water, or recycling. By following these best practices, people can make a positive difference in their local environment and contribute to a more sustainable future.

Educational sessions: **EduCreateBag** offers educational sessions that are designed to provide more in-depth learning opportunities. These sessions cover topics such as renewable energy, waste reduction, or ecosystem conservation. They may be delivered online or in person, depending on the needs of the learners.